

ILLINOIS STATE BOARD OF EDUCATION
School Business Services Division

Accounting Basis:

Cash
 Accrual

SCHOOL DISTRICT BUDGET FORM *
July 1, 2012 - June 30, 2013

To determine if the budget is balanced, complete all pages of the budget first.

Date of Amended Budget: _____
(MM/DD/YY)

District Name: Streator Township High School District #40

District RCDT No: 35-050-0400-17

Budget of Streator Township High School District #40, County of LaSalle,
State of Illinois, for the Fiscal Year beginning July 1, 2012 and ending June 30, 2013.

WHEREAS the Board of Education of Streator Township High School District #40,
County of LaSalle, State of Illinois, caused to be prepared in tentative form a budget, and the Secretary
of this Board has made the same conveniently available to public inspection for at least thirty days prior to final action thereon;

AND WHEREAS a public hearing was held as to such budget on the 18th day of September, 20 12,
notice of said hearing was given at least thirty days prior thereto as required by law, and all other legal requirements have been complied with;








NOW, THEREFORE, Be it resolved by the Board of Education of said district as follows:
Section 1: That the fiscal year of this school district be and the same hereby is fixed and declared to be

beginning July 1, 2012 and ending June 30, 2013.

Section 2: That the following budget containing an estimate of amounts available in each Fund, separately, and expenditures from each
be and the same is hereby adopted as the budget of this school district for said fiscal year.

ADOPTION OF BUDGET

The budget shall be approved and signed below by members of the School Board. Adopted this 18th
day of September, 20 12 by a roll call vote of 7 Yeas, and 0 Nays, to wit:

MEMBERS VOTING YEA:	MEMBERS VOTING NAY:
	
	
	
	
	
	
	

* Based on the 23 Illinois Administrative Code-Part 100 and inconformity with Section 17-1 of the School Code.
(1) A certified copy of this document must be filed with the county clerk within 30 days of adoption as required
by Section 18-50 of the Property Tax Code (35 ILCS 200/18-50).
(2) Districts are required to submit the adopted/amended budget electronically to ISBE within 30 days of adoption or by October 31,
whichever comes first. Budgets are submitted to: www.isbe.net/sfms/budget/2013/budget.htm. The electronic version does
not require member signatures.

	A	B	C	D	E	F	G	H	I	J	K	L
1	<i>Begin entering data on EstRev 5-10 and EstExp 11-17 tabs.</i>		(10)	(20)	(30)	(40)	(50)	(60)	(70)	(80)	(90)	
2	Description	Acct #	Educational	Operations & Maintenance	Debt Service	Transportation	Municipal Retirement/ Social Security	Capital Projects	Working Cash	Tort	Fire Prevention & Safety	
3	ESTIMATED BEGINNING FUND BALANCE July 1, 2012 ¹		4,512,142	366,026	70,047	277,168	190,793	184,114	867,533	358,583	23	
4	RECEIPTS/REVENUES											
5	LOCAL SOURCES	1000	3,873,493	1,080,326	1,037,416	244,765	222,595	40,017	102,611	346,400	0	
6	FLOW-THROUGH RECEIPTS/REVENUES FROM ONE DISTRICT TO ANOTHER DISTRICT	2000										
7	STATE SOURCES	3000	0	0	0	157,476	0	50,000	0	0	0	
8	FEDERAL SOURCES	4000	798,755	0	0	0	0	0	0	0	0	
9	Total Direct Receipts/Revenues ⁸		8,093,023	1,080,326	1,037,416	402,241	222,595	90,017	102,611	346,400	0	
10	Receipts/Revenues for "On Behalf" Payments ²	3998										
11	Total Receipts/Revenues		8,093,023	1,080,326	1,037,416	402,241	222,595	90,017	102,611	346,400	0	
12	DISBURSEMENTS/EXPENDITURES											
13	INSTRUCTION	1000	6,134,637				137,326					
14	SUPPORT SERVICES	2000	2,218,172	1,123,534		561,944	148,196	233,892		597,178	0	
15	COMMUNITY SERVICES	3000	0	0		0	0					
16	PAYMENTS TO OTHER DISTRICTS & GOVT UNITS	4000	123,696	0	0	0	0	0			0	
17	DEBT SERVICES	5000	0	0	1,050,235	0	0			0	0	
18	PROVISION FOR CONTINGENCIES	6000	0	0	0	0	0	0		0	0	
19	Total Direct Disbursements/Expenditures ⁹		8,476,505	1,123,534	1,050,235	561,944	285,522	233,892		597,178	0	
20	Disbursements/Expenditures for "On Behalf" Payments ²	4180	0	0	0	0	0	0		0	0	
21	Total Disbursements/Expenditures		8,476,505	1,123,534	1,050,235	561,944	285,522	233,892		597,178	0	
22	Excess of Direct Receipts/Revenues Over (Under) Direct Disbursements/Expenditures		(383,482)	(43,208)	(12,819)	(159,703)	(62,927)	(143,875)	102,611	(250,778)	0	
23	OTHER SOURCES/USES OF FUNDS											
24	OTHER SOURCES OF FUNDS (7000)											
25	PERMANENT TRANSFER FROM VARIOUS FUNDS											
26	Abolishment the Working Cash Fund ¹⁶	7110										
27	Abatement of the Working Cash Fund ¹⁶	7110										
28	Transfer of Working Cash Fund Interest	7120										
29	Transfer Among Funds	7130										
30	Transfer of Interest	7140										
31	Transfer from Capital Projects Fund to O&M Fund	7150		0								
32	Transfer of Excess Fire Prev & Safety Tax & Interest ³ Proceeds to O&M Fund	7160		0								
33	Transfer of Excess Accumulated Fire Prev & Safety Bond and Int ^{3a} Proceeds to Debt Service Fund	7170			0							
34	SALE OF BONDS (7200)											
35	Principal on Bonds Sold ⁴	7210										
36	Premium on Bonds Sold	7220										
37	Accrued Interest on Bonds Sold	7230										
38	Sale or Compensation for Fixed Assets ⁵	7300										
39	Transfer to Debt Service to Pay Principal on Capital Leases	7400			0							
40	Transfer to Debt Service Fund to Pay Interest on Capital Leases	7500			0							
41	Transfer to Debt Service Fund to Pay Principal on Revenue Bonds	7600			0							
42	Transfer to Debt Service Fund to Pay Interest on Revenue Bonds	7700			0							
43	Transfer to Capital Projects Fund	7800						0				
44	ISBE Loan Proceeds	7900										
45	Other Sources Not Classified Elsewhere	7990										
46	Total Other Sources of Funds ⁸		0	0	0	0	0	0	0	0	0	

	A	B	C	D	E	F	G	H	I	J	K	L
1	<i>Begin entering data on EstRev 5-10 and EstExp 11-17 tabs.</i>		(10)	(20)	(30)	(40)	(50)	(60)	(70)	(80)	(90)	
2	Description	Acct #	Educational	Operations & Maintenance	Debt Service	Transportation	Municipal Retirement/ Social Security	Capital Projects	Working Cash	Tort	Fire Prevention & Safety	
47	OTHER USES OF FUNDS (8000)											
49	TRANSFER TO VARIOUS OTHER FUNDS (8100)											
50	Abolishment or Abatement of the Working Cash Fund ¹⁶	8110							0			
51	Transfer of Working Cash Fund Interest	8120							0			
52	Transfer Among Funds	8130										
53	Transfer of Interest ⁶	8140										
54	Transfer from Capital Projects Fund to O&M Fund	8150										
55	Transfer of Excess Fire Prev & Safety Tax & Interest ³ Proceeds to O&M Fund	8160										
56	Transfer of Excess Accumulated Fire Prev & Safety Bond ^{3a} and Int Proceeds to Debt Service Fund	8170										
57	Taxes Pledged to Pay Principal on Capital Leases	8410										
58	Grants/Reimbursements Pledged to Pay Principal on Capital Leases	8420										
59	Other Revenues Pledged to Pay Principal on Capital Leases	8430										
60	Fund Balance Transfers Pledged to Pay Principal on Capital Leases	8440										
61	Taxes Pledged to Pay Interest on Capital Leases	8510										
62	Grants/Reimbursements Pledged to Pay Interest on Capital Leases	8520										
63	Other Revenues Pledged to Pay Interest on Capital Leases	8530										
64	Fund Balance Transfers Pledged to Pay Interest on Capital Leases	8540										
65	Taxes Pledged to Pay Principal on Revenue Bonds	8610										
66	Grants/Reimbursements Pledged to Pay Principal on Revenue Bonds	8620										
67	Other Revenues Pledged to Pay Principal on Revenue Bonds	8630										
68	Fund Balance Transfers Pledged to Pay Principal on Revenue Bonds	8640										
69	Taxes Pledged to Pay Interest on Revenue Bonds	8710										
70	Grants/Reimbursements Pledged to Pay Interest on Revenue Bonds	8720										
71	Other Revenues Pledged to Pay Interest on Revenue Bonds	8730										
72	Fund Balance Transfers Pledged to Pay Interest on Revenue Bonds	8740										
73	Taxes Transferred to Pay for Capital Projects	8810										
74	Grants/Reimbursements Pledged to Pay for Capital Projects	8820										
75	Other Revenues Pledged to Pay for Capital Projects	8830										
76	Fund Balance Transfers Pledged to Pay for Capital Projects	8840										
77	Transfer to Debt Service Fund to Pay Principal on ISBE Loans	8910										
78	Other Uses Not Classified Elsewhere	8990										
79	Total Other Uses of Funds ⁹		0	0	0	0	0	0	0	0	0	
80	Total Other Sources/Uses of Fund		0	0	0	0	0	0	0	0	0	
81	ESTIMATED ENDING FUND BALANCE June 30, 2013		4,128,660	322,818	57,228	117,465	127,866	40,239	970,144	107,805	23	
82	SUMMARY OF EXPENDITURES (by Major Object)											
83												
84	Description	Acct #	(10)	(20)	(30)	(40)	(50)	(60)	(70)	(80)	(90)	Total By Object
85			Educational	Operations & Maintenance	Debt Service	Transportation	Municipal Retirement/ Social Security	Capital Projects	Working Cash	Tort	Fire Prevention & Safety	
86	Object Name											
87	Salaries	100	5,543,288	383,384		3,000		0		384,000	0	6,313,672
88	Employee Benefits	200	903,129	93,384		0	285,522	0		0	0	1,282,035
89	Purchased Services	300	876,390	304,089	0	484,764		0		213,178	0	1,878,421
90	Supplies & Materials	400	319,892	335,777		74,180		0		0	0	729,849
91	Capital Outlay	500	6,000	1,000		0		233,892		0	0	240,892
92	Other Objects	600	744,906	0	1,050,235	0	0	0		0	0	1,795,141
93	Non-Capitalized Equipment	700	82,900	5,900		0		0		0	0	88,800
94	Termination Benefits	800	0	0		0						0
95	Total Expenditures		8,476,505	1,123,534	1,050,235	561,944	285,522	233,892		597,178	0	12,328,810

SUMMARY OF CASH TRANSACTIONS

	A	B	C	D	E	F	G	H	I	J	K
1	Description	Acct #	(10)	(20)	(30)	(40)	(50)	(60)	(70)	(80)	(90)
2			Educational	Operations & Maintenance	Debt Service	Transportation	Municipal Retirement/ Social Security	Capital Projects	Working Cash	Tort	Fire Prevention & Safety
3	BEGINNING CASH BALANCE ON HAND July 1, 2012 ⁷		4,508,706	366,026	70,047	277,168	190,793	184,114	867,533	358,583	24
4	Total Direct Receipts & Other Sources ⁸		8,093,023	1,080,326	1,037,416	402,241	222,595	90,017	102,611	346,400	0
5	OTHER RECEIPTS										
6	Interfund Loans Payable (Loans from Other Funds)	411									
7	Interfund Loans Receivable (Repayment of Loans)	141									
8	Notes and Warrants Payable	433									
9	Other Current Assets	199									
10	Total Other Receipts		0	0	0	0	0	0	0	0	0
11	Total Direct Receipts, Other Sources, & Other Receipts		8,093,023	1,080,326	1,037,416	402,241	222,595	90,017	102,611	346,400	0
12	Total Amount Available		12,601,729	1,446,352	1,107,463	679,409	413,388	274,131	970,144	704,983	24
13	Total Direct Disbursements & Other Uses ⁹		8,476,505	1,123,534	1,050,235	561,944	285,522	233,892	0	597,178	0
14	OTHER DISBURSEMENTS										
15	Interfund Loans Receivable (Loans to Other Funds) ¹⁰	141									
16	Interfund Loans Payable (Repayment of Loans)	411									
17	Notes and Warrants Payable	433									
18	Other Current Liabilities	499									
19	Total Other Disbursements		0	0	0	0	0	0	0	0	0
20	Total Direct Disbursements, Other Uses, & Other Disbursements		8,476,505	1,123,534	1,050,235	561,944	285,522	233,892	0	597,178	0
21	ENDING CASH BALANCE ON HAND June 30, 2013 ⁷		4,125,224	322,818	57,228	117,465	127,866	40,239	970,144	107,805	24

ESTIMATED RECEIPTS/REVENUES

	A	B	C	D	E	F	G	H	I	J	K
1			(10)	(20)	(30)	(40)	(50)	(60)	(70)	(80)	(90)
	Description	Acct #	Educational	Operations & Maintenance	Debt Service	Transportation	Municipal Retirement/ Social Security	Capital Projects	Working Cash	Tort	Fire Prevention & Safety
2											
3	RECEIPTS/REVENUES FROM LOCAL SOURCES										
4	AD VALOREM TAXES LEVIED BY LOCAL EDUCATION AGENCY										
5	Designated Purposes Levies ¹¹	-	3,302,295	509,613	1,036,766	244,615	69,100		101,923	345,940	
6	Leasing Purposes Levy ¹²	1130		101,056							
7	Special Education Purposes Levy	1140	40,423								
8	FICA and Medicare Only Levies	1150					132,400				
9	Area Vocational Construction Purposes Levy	1160									
10	Summer School Purposes Levy	1170									
11	Other Tax Levies (Describe & Itemize)	1190									
12	Total Ad Valorem Taxes Levied by District		3,342,718	610,669	1,036,766	244,615	201,500	0	101,923	345,940	0
13	PAYMENTS IN LIEU OF TAXES										
14	Mobile Home Privilege Tax	1210									
15	Payments from Local Housing Authority	1220									
16	Corporate Personal Property Replacement Taxes ¹³	1230		450,300			20,000				
17	Other Payments in Lieu of Taxes (Describe & Itemize)	1290						40,000			
18	Total Payments in Lieu of Taxes		0	450,300	0	0	20,000	40,000	0	0	0
19	TUITION										
20	Regular Tuition from Pupils or Parents (In State)	1311									
21	Regular Tuition from Other Districts (In State)	1312									
22	Regular Tuition from Other Sources (In State)	1313									
23	Regular Tuition from Other Sources (Out of State)	1314									
24	Summer School Tuition from Pupils or Parents (In State)	1321									
25	Summer School Tuition from Other Districts (In State)	1322									
26	Summer School Tuition from Other Sources (In State)	1323									
27	Summer School Tuition from Other Sources (Out of State)	1324									
28	CTE Tuition from Pupils or Parents (In State)	1331									
29	CTE Tuition from Other Districts (In State)	1332									
30	CTE Tuition from Other Sources (In State)	1333									
31	CTE Tuition from Other Sources (Out of State)	1334									
32	Special Education Tuition from Pupils or Parents (In State)	1341									
33	Special Education Tuition from Other Districts (In State)	1342									
34	Special Education Tuition from Other Sources (In State)	1343									
35	Special Education Tuition from Other Sources (Out of State)	1344									
36	Adult Tuition from Pupils or Parents (In State)	1351									
37	Adult Tuition from Other Districts (In State)	1352									
38	Adult Tuition from Other Sources (In State)	1353									
39	Adult Tuition from Other Sources (Out of State)	1354									
40	Total Tuition		0								
41	TRANSPORTATION FEES										
42	Regular Transportation Fees from Pupils or Parents (In State)	1411									
43	Regular Transportation Fees from Other Districts (In State)	1412									
44	Regular Transportation Fees from Other Sources (In State)	1413									
45	Regular Transportation Fees from Co-curricular Activities (In State)	1415									
46	Regular Transportation Fees from Other Sources (Out of State)	1416									
47	Summer School Transportation Fees from Pupils or Parents (In State)	1421									
48	Summer School Transportation Fees from Other Districts (In State)	1422									
49	Summer School Transportation Fees from Other Sources (In State)	1423									
50	Summer School Transportation Fees from Other Sources (Out of State)	1424									
51	CTE Transportation Fees from Pupils or Parents (In State)	1431									
52	CTE Transportation Fees from Other Districts (In State)	1432									
53	CTE Transportation Fees from Other Sources (In State)	1433									
54	CTE Transportation Fees from Other Sources (Out of State)	1434									
55	Special Education Transportation Fees from Pupils or Parents (In State)	1441									
56	Special Education Transportation Fees from Other Districts (In State)	1442									
57	Special Education Transportation Fees from Other Sources (In State)	1443									
58	Special Education Transportation Fees from Other Sources (Out of State)	1444									
59	Adult Transportation Fees from Pupils or Parents (In State)	1451									

1	A	B	C	D	E	F	G	H	I	J	K
2	Description	Acct #	(10) Educational	(20) Operations & Maintenance	(30) Debt Service	(40) Transportation	(50) Municipal Retirement/ Social Security	(60) Capital Projects	(70) Working Cash	(80) Tort	(90) Fire Prevention & Safety
60	Adult Transportation Fees from Other Districts (In State)	1452									
61	Adult Transportation Fees from Other Sources (In State)	1453									
62	Adult Transportation Fees from Other Sources (Out of State)	1454									
63	Total Transportation Fees					0					
64	EARNINGS ON INVESTMENTS										
65	Interest on Investments	1510	8,700	1,157	600	150	145	17	650	425	
66	Gain or Loss on Sale of Investments	1520	1,000	100	50				38	35	
67	Total Earnings on Investments		9,700	1,257	650	150	145	17	688	460	0
68	FOOD SERVICE										
69	Sales to Pupils - Lunch	1611	329,000								
70	Sales to Pupils - Breakfast	1612									
71	Sales to Pupils - A la Carte	1613									
72	Sales to Pupils - Other (Describe & Itemize)	1614									
73	Sales to Adults	1620									
74	Other Food Service (Describe & Itemize)	1690									
75	Total Food Service		329,000								
76	DISTRICT/SCHOOL ACTIVITY INCOME										
77	Admissions - Athletic	1711	41,650								
78	Admissions - Other	1719									
79	Fees	1720	121,300	12,500							
80	Book Store Sales	1730									
81	Other District/School Activity Revenue (Describe & Itemize)	1790									
82	Total District/School Activity Income		162,950	12,500							
83	TEXTBOOK INCOME										
84	Rentals - Regular Textbooks	1811	100								
85	Rentals - Summer School Textbooks	1812									
86	Rentals - Adult/Continuing Education Textbooks	1813									
87	Rentals - Other (Describe)	1819									
88	Sales - Regular Textbooks	1821									
89	Sales - Summer School Textbooks	1822									
90	Sales - Adult/Continuing Education Textbooks	1823									
91	Sales - Other (Describe & Itemize)	1829									
92	Other (Describe & Itemize)	1890									
93	Total Textbooks		100								
94	OTHER REVENUE FROM LOCAL SOURCES										
95	Rentals	1910		4,000							
96	Contributions and Donations from Private Sources	1920	4,000								
97	Impact Fees from Municipal or County Governments	1930	400								
98	Services Provided Other Districts	1940	12,825								
99	Refund of Prior Years' Expenditures	1950					850				
100	Payments of Surplus Moneys from TIF Districts	1960									
101	Drivers' Education Fees	1970									
102	Proceeds from Vendors' Contracts	1980	7,700	0	0	0	0	0	0	0	0
103	School Facility Occupation Tax Proceeds	1983									
104	Payment from Other Districts	1991									
105	Sale of Vocational Projects	1992									
106	Other Local Fees	1993	4,000								
107	Other Local Revenues (Describe & Itemize)	1999	100	1,600			100				
108	Total Other Revenue from Local Sources		29,025	5,600	0	0	950	0	0	0	0
109	Total Receipts/Revenues from Local Sources	1000	3,873,493	1,080,326	1,037,416	244,765	222,595	40,017	102,611	346,400	0

ESTIMATED RECEIPTS/REVENUES

1	A	B	C	D	E	F	G	H	I	J	K
2	Description	Acct #	(10) Educational	(20) Operations & Maintenance	(30) Debt Service	(40) Transportation	(50) Municipal Retirement/ Social Security	(60) Capital Projects	(70) Working Cash	(80) Tort	(90) Fire Prevention & Safety
110	FLOW-THROUGH RECEIPTS/REVENUES FROM ONE DISTRICT TO ANOTHER DISTRICT										
111	Flow-Through Revenue from State Sources	2100									
112	Flow-Through Revenue from Federal Sources	2200									
113	Other Flow-Through Revenue (Describe & Itemize)	2300									
114	Total Flow-Through Receipts/Revenues From One District to Another District	2000	0	0		0	0				
115	RECEIPTS/REVENUES FROM STATE SOURCES										
116	UNRESTRICTED GRANTS-IN-AID										
117	General State Aid (Section 18-8.05)	3001	2,783,926								
118	General State Aid Hold Harmless/Supplemental	3002									
119	Reorganization Incentives (Accounts 3005-3021)	3005									
120	Other Unrestricted Grants-In-Aid From State Sources (Describe & Itemize)	3099									
121	Total Unrestricted Grants-In-Aid		2,783,926	0	0	0	0	0		0	0
122	RESTRICTED GRANTS-IN-AID										
123	SPECIAL EDUCATION										
124	Special Education - Private Facility Tuition	3100	255,329								
125	Special Education - Extraordinary	3105	139,654								
126	Special Education - Personnel	3110	188,256								
127	Special Education - Orphanage - Individual	3120	4,500								
128	Special Education - Orphanage - Summer	3130									
129	Special Education - Summer School	3145	560								
130	Special Education - Other (Describe & Itemize)	3199									
131	Total Special Education		588,299	0		0					
132	CAREER AND TECHNICAL EDUCATION (CTE)										
133	CTE - Technical Education - Tech Prep	3200									
134	CTE - Secondary Program Improvement (CTEI)	3220									
135	CTE - WECEP	3225	50								
136	CTE - Agriculture Education	3235	1,800								
137	CTE - Instructor Practicum	3240									
138	CTE - Student Organizations	3270									
139	CTE - Other (Describe & Itemize)	3299									
140	Total Career and Technical Education		1,850	0			0				
141	BILINGUAL EDUCATION										
142	Bilingual Education - Downstate - TPI and TBE	3305	4,100								
143	Bilingual Education - Downstate - Transitional Bilingual Education	3310									
144	Total Bilingual Education		4,100				0				
145	State Free Lunch & Breakfast	3360	4,400								
146	School Breakfast Initiative	3365									
147	Driver Education	3370	37,500								
148	Adult Education (from ICCB)	3410									
149	Adult Education - Other (Describe & Itemize)	3499									
150	TRANSPORTATION										
151	Transportation - Regular/Vocational	3500									
152	Transportation - Special Education	3510				157,476					
153	Transportation - Other (Describe & Itemize)	3599									
154	Total Transportation		0	0		157,476	0				
155	Learning Improvement - Change Grants	3610									
156	Scientific Literacy	3660									
157	Truant Alternative/Optional Education	3695									
158	Early Childhood - Block Grant	3705									
159	Reading Improvement Block Grant	3715									
160	Reading Improvement Block Grant - Reading Recovery	3720									
161	Continued Reading Improvement Block Grant	3725									
162	Continued Reading Improvement Block Grant (2% Set Aside)	3726									

1	A	B	C	D	E	F	G	H	I	J	K	
2	Description	Acct #	(10) Educational	(20) Operations & Maintenance	(30) Debt Service	(40) Transportation	(50) Municipal Retirement/ Social Security	(60) Capital Projects	(70) Working Cash	(80) Tort	(90) Fire Prevention & Safety	
163	Chicago General Education Block Grant	3766										
164	Chicago Educational Services Block Grant	3767										
165	School Safety & Educational Improvement Block Grant	3775										
166	Technology - Learning Technology Centers	3780										
167	State Charter Schools	3815										
168	Extended Learning Opportunities - Summer Bridges	3825										
169	Infrastructure Improvements - Planning/Construction	3920						50,000				
170	School Infrastructure - Maintenance Projects	3925										
171	Other Restricted Revenue from State Sources (Describe & Itemize)	3999	700									
172	Total Restricted Grants-In-Aid		636,849	0	0	157,476	0	50,000	0	0	0	
173	Total Receipts/Revenues from State Sources	3000	3,420,775	0	0	157,476	0	50,000	0	0	0	
174	RECEIPTS/REVENUES FROM FEDERAL SOURCES											
175	UNRESTRICTED GRANTS-IN-AID RECEIVED DIRECTLY FROM FEDERAL GOVT.											
176	Federal Impact Aid	4001										
177	Other Unrestricted Grants-In-Aid Received Directly from the Federal Govt. (Describe & Itemize)	4009										
178	Total Unrestricted Grants-In-Aid Received Directly from Fed Govt		0	0	0	0	0	0	0	0	0	
179	RESTRICTED GRANTS-IN-AID RECEIVED DIRECTLY FROM FEDERAL GOVT											
180	Head Start	4045										
181	Construction (Impact Aid)	4050										
182	MAGNET	4060										
183	Other Restricted Grants-In-Aid Received Directly from Federal Govt. (Describe & Itemize)	4090										
184	Total Restricted Grants-In-Aid Received Directly from Federal Govt.		0	0		0	0	0			0	
185	RESTRICTED GRANTS-IN-AID RECEIVED FROM FEDERAL GOVT. THRU THE STATE											
186	TITLE V											
187	Title V - Innovation and Flexibility Formula	4100										
188	Title V - SEA Projects	4105										
189	Title V - Rural and Low Income Schools (REI)	4107	5,124									
190	Title V - Other (Describe & Itemize)	4199										
191	Total Title V		5,124	0		0	0					
192	FOOD SERVICE											
193	Breakfast Start-Up	4200										
194	National School Lunch Program	4210	95,000									
195	Special Milk Program	4215										
196	School Breakfast Program	4220	18,000									
197	Summer Food Service Admin/Program	4225										
198	Child Care Commodity/SFS 13-Adult Day Care	4226										
199	Fresh Fruit and Vegetables	4240										
200	Food Service - Other (Describe & Itemize)	4299										
201	Total Food Service		113,000				0					
202	TITLE I											
203	Title I - Low Income	4300	374,121									
204	Title I - Low Income - Neglected, Private	4305										
205	Title I - Comprehensive School Reform	4332										
206	Title I - Reading First	4334										
207	Title I - Even Start	4335										
208	Title I - Reading First SEA Funds	4337										
209	Title I - Migrant Education	4340										
210	Title I - Other (Describe & Itemize)	4399										
211	Total Title I		374,121	0		0	0					

ESTIMATED RECEIPTS/REVENUES

1	A	B	C	D	E	F	G	H	I	J	K
2	Description	Acct #	(10) Educational	(20) Operations & Maintenance	(30) Debt Service	(40) Transportation	(50) Municipal Retirement/ Social Security	(60) Capital Projects	(70) Working Cash	(80) Tort	(90) Fire Prevention & Safety
212	TITLE IV										
213	Title IV - Safe & Drug Free Schools - Formula	4400									
214	Title IV - 21st Century	4421									
215	Title IV - Other (Describe & Itemize)	4499									
216	Total Title IV		0	0		0	0				
217	FEDERAL - SPECIAL EDUCATION										
218	Federal Special Education - Preschool Flow-Through	4600									
219	Federal Special Education - Preschool Discretionary	4605									
220	Federal Special Education - IDEA Flow Through/Low Incidence	4620	30,000								
221	Federal Special Education - IDEA Room & Board	4625	115,900								
222	Federal Special Education - IDEA Discretionary	4630									
223	Federal Special Education - IDEA - Other (Describe & Itemize)	4699									
224	Total Federal Special Education		145,900	0		0	0				
225	CTE - PERKINS										
226	CTE - Perkins-Title III Tech Prep	4770									
227	CTE - Other (Describe & Itemize)	4799									
228	Total CTE - Perkins		0	0			0				
229	Federal - Adult Education	4810									
230	ARRA - General State Aid - Education Stabilization	4850									
231	ARRA - Title I - Low Income	4851									
232	ARRA - Title I - Neglected, Private	4852									
233	ARRA - Title I - Delinquent, Private	4853									
234	ARRA - Title I - School Improvement (Part A)	4854									
235	ARRA - Title I - School Improvement (Section 1003g)	4855									
236	ARRA - IDEA - Part B - Preschool	4856									
237	ARRA - IDEA - Part B - Flow-Through	4857									
238	ARRA - Title IID - Technology - Formula	4860									
239	ARRA - Title IID - Technology - Competitive	4861									
240	ARRA - McKinney - Vento Homeless Education	4862									
241	ARRA - Child Nutrition Equipment Assistance	4863									
242	Impact Aid Formula Grants	4864									
243	Impact Aid Competitive Grants	4865									
244	Qualified Zone Academy Bond Tax Credits	4866									
245	Qualified School Construction Bond Credits	4867									
246	Build America Bond Tax Credits	4868									
247	Build America Bond Interest Reimbursement	4869									
248	ARRA - General State Aid - Other Government Services Stabilization	4870									
249	Other ARRA Funds - II	4871									
250	Other ARRA Funds - III	4872									
251	Other ARRA Funds - IV	4873									
252	Other ARRA Funds - V	4874									
253	ARRA - Early Childhood	4875									
254	Other ARRA Funds - VII	4876									
255	Other ARRA Funds - VIII	4877									
256	Other ARRA Funds - IX	4878									
257	Other ARRA Funds - X	4879									
258	Other ARRA Funds - XI	4880	5,000								
259	Total Stimulus Programs		5,000	0	0	0	0	0		0	0
260	Race to the Top Program	4901									
261	Advanced Placement Fee/International Baccalaureate	4904									
262	Emergency Immigrant Assistance	4905									
263	Title III - English Language Acquisition	4909									
264	Learn & Serve America	4910									
265	McKinney Education for Homeless Children	4920									
266	Title II - Eisenhower - Professional Development Formula	4930									
267	Title II - Teacher Quality	4932	41,910								
268	Federal Charter Schools	4960									
269	Medicaid Matching Funds - Administrative Outreach	4991	13,000								
270	Medicaid Matching Funds - Fee-For-Service Program	4992	25,000								

ESTIMATED RECEIPTS/REVENUES

1	A	B	C	D	E	F	G	H	I	J	K
2	Description	Acct #	(10) Educational	(20) Operations & Maintenance	(30) Debt Service	(40) Transportation	(50) Municipal Retirement/ Social Security	(60) Capital Projects	(70) Working Cash	(80) Tort	(90) Fire Prevention & Safety
271	Other Restricted Grants Received from Federal Government through State (Describe & Itemize)	4998	75,700								
272	Total Restricted Grants-In-Aid Received from Federal Govt. Thru the State		798,755	0	0	0	0	0		0	0
273	TOTAL RECEIPTS/REVENUES FROM FEDERAL SOURCES	4000	798,755	0	0	0	0	0	0	0	0
274	TOTAL DIRECT RECEIPTS/REVENUES		8,093,023	1,080,326	1,037,416	402,241	222,595	90,017	102,611	346,400	0

1	A	B	C	D	E	F	G	H	I	J	K
2	Description	Func #	(100) Salaries	(200) Employee Benefits	(300) Purchased Services	(400) Supplies & Materials	(500) Capital Outlay	(600) Other Objects	(700) Non-Capitalized Equipment	(800) Termination Benefits	(900) Total
3	10 - EDUCATIONAL FUND (ED)										
4	INSTRUCTION (ED)										
5	Regular Programs	1100	2,397,089	387,118	38,262	139,158	6,000	9,100	26,500	0	3,003,227
6	Pre-K Programs	1125									0
7	Special Education Programs (Functions 1200 - 1220)	1200	912,184	166,171	115,411	13,733					1,207,499
8	Special Education Programs Pre-K	1225									0
9	Remedial and Supplemental Programs K-12	1250									0
10	Remedial and Supplemental Programs Pre-K	1275									0
11	Adult/Continuing Education Programs	1300									0
12	CTE Programs	1400	358,125	81,173		30,151					469,449
13	Interscholastic Programs	1500	413,475	37,277	55,000	89,050		35,000	6,400		636,202
14	Summer School Programs	1600	4,288	90		100					4,478
15	Gifted Programs	1650									0
16	Driver's Education Programs	1700	105,740	29,864	18,600	2,800		50			157,054
17	Bilingual Programs	1800									0
18	Truant Alternative & Optional Programs	1900	163,182	9,233	0	300	0	0	0	0	172,715
19	Pre-K Programs - Private Tuition	1910									0
20	Regular K-12 Programs Private Tuition	1911						10,000			10,000
21	Special Education Programs K-12 Private Tuition	1912						474,013			474,013
22	Special Education Programs Pre-K Tuition	1913									0
23	Remedial/Supplemental Programs K-12 Private Tuition	1914									0
24	Remedial/Supplemental Programs Pre-K Private Tuition	1915									0
25	Adult/Continuing Education Programs Private Tuition	1916									0
26	CTE Programs Private Tuition	1917									0
27	Interscholastic Programs Private Tuition	1918									0
28	Summer School Programs Private Tuition	1919									0
29	Gifted Programs Private Tuition	1920									0
30	Bilingual Programs Private Tuition	1921									0
31	Truants Alternative/Opt Ed Programs Private Tuition	1922									0
32	Total Instruction¹⁴	1000	4,354,083	710,926	227,273	275,292	6,000	528,163	32,900	0	6,134,637
33	SUPPORT SERVICES (ED)										
34	Support Services - Pupil										
35	Attendance & Social Work Services	2110	130,729	16,024		200					146,953
36	Guidance Services	2120	257,069	31,862	465	8,400		100			297,896
37	Health Services	2130	36,720			1,800					38,520
38	Psychological Services	2140	102,036	11,226		50					113,312
39	Speech Pathology & Audiology Services	2150									0
40	Other Support Services - Pupils (Describe & Itemize)	2190									0
41	Total Support Services - Pupil	2100	526,554	59,112	465	10,450	0	100	0	0	596,681
42	Support Services - Instructional Staff										
43	Improvement of Instruction Services	2210	19,775	5,599	29,267	1,000		1,100			56,741
44	Educational Media Services	2220	155,256	32,225	7,450	28,100		68,382	50,000		341,413
45	Assessment & Testing	2230			700						700
46	Total Support Services - Instructional Staff	2200	175,031	37,824	37,417	29,100	0	69,482	50,000	0	398,854
47	Support Services - General Administration										
48	Board of Education Services	2310			50,200	1,400		19,200			70,800
49	Executive Administration Services	2320	145,746	25,400	950	50		3,950			176,096
50	Special Area Administration Services	2330	13,787								13,787
51	Tort Immunity Services	2360 - 2370									0
52	Total Support Services - General Administration	2300	159,533	25,400	51,150	1,450	0	23,150	0	0	260,683
53	Support Services - School Administration										
54	Office of the Principal Services	2410	245,197	62,667	1,675	2,850		315			312,704
55	Other Support Services - School Administration (Describe & Itemize)	2490									0
56	Total Support Services - School Administration	2400	245,197	62,667	1,675	2,850	0	315	0	0	312,704

1	A	B	C	D	E	F	G	H	I	J	K
2	Description	Funct #	(100) Salaries	(200) Employee Benefits	(300) Purchased Services	(400) Supplies & Materials	(500) Capital Outlay	(600) Other Objects	(700) Non-Capitalized Equipment	(800) Termination Benefits	(900) Total
57	Support Services - Business										
58	Direction of Business Support Services	2510									0
59	Fiscal Services	2520	82,890	7,200	8,150	750					98,990
60	Operation & Maintenance of Plant Services	2540									0
61	Pupil Transportation Services	2550									0
62	Food Services	2560			502,926						502,926
63	Internal Services	2570									0
64	Total Support Services - Business	2500	82,890	7,200	511,076	750	0	0	0	0	601,916
65	Support Services - Central										
66	Direction of Central Support Services	2610									0
67	Planning, Research, Development & Evaluation Services	2620									0
68	Information Services	2630									0
69	Staff Services	2640									0
70	Data Processing Services	2660									0
71	Total Support Services - Central	2600	0	0	0	0	0	0	0	0	0
72	Other Support Services (Describe & Itemize)	2900			47,334						47,334
73	Total Support Services	2000	1,189,205	192,203	649,117	44,600	0	93,047	50,000	0	2,218,172
74	COMMUNITY SERVICES (ED)	3000									0
75	PAYMENTS TO OTHER DISTRICTS & GOVT UNITS (ED)										
76	Payments to Other Govt Units (In-State)										
77	Payments for Regular Programs	4110									0
78	Payments for Special Education Programs	4120						122,196			122,196
79	Payments for Adult/Continuing Education Programs	4130									0
80	Payments for CTE Programs	4140									0
81	Payments for Community College Programs	4170									0
82	Other Payments to In-State Govt Units (Describe & Itemize)	4190						1,500			1,500
83	Total Payments to Districts and Other Govt Units (In-State)	4100			0			123,696			123,696
84	Payments for Regular Programs - Tuition	4210									0
85	Payments for Special Education Programs - Tuition	4220									0
86	Payments for Adult/Continuing Education Programs - Tuition	4230									0
87	Payments for CTE Programs - Tuition	4240									0
88	Payments for Community College Programs - Tuition	4270									0
89	Payments for Other Programs - Tuition	4280									0
90	Other Payments to In-State Govt Units	4290									0
91	Total Payments to Other Dist & Govt Units - Tuition (In State)	4200						0			0
92	Payments for Regular Programs - Transfers	4310									0
93	Payments for Special Education Programs - Transfers	4320									0
94	Payments for Adult/Continuing Ed Programs - Transfers	4330									0
95	Payments for CTE Programs - Transfers	4340									0
96	Payments for Community College Program - Transfers	4370									0
97	Payments for Other Programs - Transfers	4380									0
98	Other Payments to In-State Govt Units - Transfers	4390									0
99	Total Payments to Other District & Govt Units - Transfers (In State)	4300			0			0			0
100	Payments to Other District & Govt Units (Out of State)	4400									0
101	Total Payments to Other District & Govt Units	4000			0			123,696			123,696
102	DEBT SERVICE (ED)										
103	Debt Service - Interest on Short-Term Debt										
104	Tax Anticipation Warrants	5110									0
105	Tax Anticipation Notes	5120									0
106	Corporate Personal Property Repl Tax Anticipated Notes	5130									0
107	State Aid Anticipation Certificates	5140									0
108	Other Interest on Short-Term Debt	5150									0
109	Total Debt Service - Interest on Short-Term Debt	5100						0			0

1	A	B	C	D	E	F	G	H	I	J	K
2	Description	Func #	(100) Salaries	(200) Employee Benefits	(300) Purchased Services	(400) Supplies & Materials	(500) Capital Outlay	(600) Other Objects	(700) Non-Capitalized Equipment	(800) Termination Benefits	(900) Total
110	Debt Service - Interest on Long-Term Debt	5200									0
111	Total Debt Service	5000						0			0
112	PROVISION FOR CONTINGENCIES (ED)	6000									0
113	Total Direct Disbursements/Expenditures		5,543,288	903,129	876,390	319,892	6,000	744,906	82,900	0	8,476,505
114	Excess (Deficiency) of Receipts/Revenues Over Disbursements/Expenditures										(383,482)
115											
116	20 - OPERATIONS AND MAINTENANCE FUND (O&M)										
117	SUPPORT SERVICES (O&M)										
118	Support Services - Pupil										
119	Other Support Services - Pupils (Describe & Itemize)	2190									0
120	Support Services - Business										
121	Direction of Business Support Services	2510									0
122	Facilities Acquisition & Construction Services	2530									0
123	Operation & Maintenance of Plant Services	2540	383,384	93,384	304,089	335,777	1,000		5,900		1,123,534
124	Pupil Transportation Services	2550									0
125	Food Services	2560									0
126	Total Support Services - Business	2500	383,384	93,384	304,089	335,777	1,000	0	5,900	0	1,123,534
127	Other Support Services (Describe & Itemize)	2900									0
128	Total Support Services	2000	383,384	93,384	304,089	335,777	1,000	0	5,900	0	1,123,534
129	COMMUNITY SERVICES (O&M)										
130	PAYMENTS TO OTHER DISTRICTS & GOVT UNITS (O&M)										
131	Payments to Other Govt Units (In-State)										
132	Payments for Special Education Programs	4120									0
133	Payments for CTE Program	4140									0
134	Other Payments to In-State Govt Units (Describe & Itemize)	4190									0
135	Total Payments to Other Govt Units (In-State)	4100						0			0
136	Payments to Other Govt Units (Out of State) ¹⁴	4400									0
137	Total Payments to Other District and Govt Unit	4000						0			0
138	DEBT SERVICE (O&M)										
139	Debt Service - Interest on Short-Term Debt										
140	Tax Anticipation Warrants	5110									0
141	Tax Anticipation Notes	5120									0
142	Corporate Personal Prop Repl Tax Anticipated Notes	5130									0
143	State Aid Anticipation Certificates	5140									0
144	Other Interest on Short-Term Debt (Describe & Itemize)	5150									0
145	Total Debt Service - Interest on Short-Term Debt	5100						0			0
146	Debt Service - Interest on Long-Term Debt	5200									0
147	Total Debt Service	5000						0			0
148	PROVISION FOR CONTINGENCIES (O&M)										
149	Total Direct Disbursements/Expenditures		383,384	93,384	304,089	335,777	1,000	0	5,900	0	1,123,534
150	Excess (Deficiency) of Receipts/Revenues Over Disbursements/Expenditures										(43,208)
151											
152	30 - DEBT SERVICE FUND (DS)										
153	PAYMENTS TO OTHER DISTRICTS & GOVT UNITS (DS)										
154	DEBT SERVICE (DS)	4000						0			0
155	Debt Service - Interest on Short-Term Debt										
156	Tax Anticipation Warrants	5110									0
157	Tax Anticipation Notes	5120									0
158	Corporate Personal Prop Repl Tax Anticipation Notes	5130									0
159	State Aid Anticipation Certificates	5140									0
160	Other Interest on Short-Term Debt (Describe & Itemize)	5150									0
161	Total Debt Service - Interest On Short-Term Debt	5100						0			0

1	A	B	C	D	E	F	G	H	I	J	K
2	Description	Func #	(100) Salaries	(200) Employee Benefits	(300) Purchased Services	(400) Supplies & Materials	(500) Capital Outlay	(600) Other Objects	(700) Non-Capitalized Equipment	(800) Termination Benefits	(900) Total
162	Debt Service - Interest on Long-Term Debt	5200						690,001			690,001
163	Debt Service - Payments of Principal on Long-Term Debt ¹⁵ (Lease/Purchase Principal Retired)	5300						358,934			358,934
164	Debt Service Other (Describe & Itemize)	5400						1,300			1,300
165	Total Debt Service	5000			0			1,050,235			1,050,235
166	PROVISION FOR CONTINGENCIES (DS)	6000									0
167	Total Direct Disbursements/Expenditures				0			1,050,235			1,050,235
168	Excess (Deficiency) of Receipts/Revenues Over Disbursements/Expenditures										(12,819)
170	40 - TRANSPORTATION FUND (TR)										
171	SUPPORT SERVICES (TR)										
172	Support Services - Pupils										
173	Other Support Services - Pupils (Describe & Itemize)	2190									0
174	Support Services - Business										
175	Pupil Transportation Services	2550	3,000		463,181	74,180					540,361
176	Other Support Services (Describe & Itemize)	2900			21,583						21,583
177	Total Support Services	2000	3,000	0	484,764	74,180	0	0	0	0	561,944
178	COMMUNITY SERVICES (TR)										
179	PAYMENTS TO OTHER DISTRICTS & GOVT UNITS (TR)										
180	Payments to Other Govt Units (In-State)										
181	Payments for Regular Program	4110									0
182	Payments for Special Education Programs	4120									0
183	Payments for Adult/Continuing Education Programs	4130									0
184	Payments for CTE Programs	4140									0
185	Payments for Community College Programs	4170									0
186	Other Payments to In-State Govt Units (Describe & Itemize)	4190									0
187	Total Payments to Other Govt Units (In-State)	4100			0			0			0
188	Payments to Other Govt Units (Out-of-State) (Describe & Itemize)	4400									0
189	Total Payments to Other Districts & Govt Units	4000			0			0			0
190	DEBT SERVICE (TR)										
191	Debt Service - Interest on Short-Term Debt										
192	Tax Anticipation Warrants	5110									0
193	Tax Anticipation Notes	5120									0
194	Corporate Personal Prop Repl Tax Anticipation Notes	5130									0
195	State Aid Anticipation Certificates	5140									0
196	Other Interest on Short-Term Debt (Describe and Itemize)	5150									0
197	Total Debt Service - Interest On Short-Term Debt	5100						0			0
198	Debt Service - Interest on Long-Term Debt										
199	Debt Service - Payments of Principal on Long-Term Debt ¹⁵ (Lease/Purchase Principal Retired)	5300									0
200	Debt Service - Other (Describe and Itemize)	5400									0
201	Total Debt Service	5000						0			0
202	PROVISION FOR CONTINGENCIES (TR)	6000									0
203	Total Direct Disbursements/Expenditures		3,000	0	484,764	74,180	0	0	0	0	561,944
204	Excess (Deficiency) of Receipts/Revenues Over Disbursements/Expenditures										(159,703)
205											
206	50 - MUNICIPAL RETIREMENT/SOC SEC FUND (MR/SS)										
207	INSTRUCTION (MR/SS)										
208	Regular Program	1100		49,961							49,961
209	Pre-K Programs	1125		1,300							1,300
210	Special Education Programs (Functions 1200-1220)	1200		51,320							51,320
211	Special Education Programs Pre-K	1225									0
212	Remedial and Supplemental Programs K-12	1250									0
213	Remedial and Supplemental Programs Pre-K	1275									0
214	Adult/Continuing Education Programs	1300									0
215	CTE Programs	1400		9,635							9,635
216	Interscholastic Programs	1500		17,556							17,556

1	A	B	C	D	E	F	G	H	I	J	K
	Description	Func #	(100) Salaries	(200) Employee Benefits	(300) Purchased Services	(400) Supplies & Materials	(500) Capital Outlay	(600) Other Objects	(700) Non-Capitalized Equipment	(800) Termination Benefits	(900) Total
217	Summer School Programs	1600		124							124
218	Gifted Programs	1650									0
219	Driver's Education Programs	1700		1,585							1,585
220	Bilingual Programs	1800									0
221	Truant Alternative & Optional Programs	1900		5,845							5,845
222	Total Instruction	1000		137,326							137,326
223	SUPPORT SERVICES (MR/SS)										
224	Support Services - Pupil										
225	Attendance & Social Work Services	2110		8,525							8,525
226	Guidance Services	2120		5,807							5,807
227	Health Services	2130		8,235							8,235
228	Psychological Services	2140		1,665							1,665
229	Speech Pathology & Audiology Services	2150									0
230	Other Support Services - Pupils (Describe & Itemize)	2190									0
231	Total Support Services - Pupil	2100		24,232							24,232
232	Support Services - Instructional Staff										
233	Improvement of Instruction Services	2210									0
234	Educational Media Services	2220		10,290							10,290
235	Assessment & Testing	2230									0
236	Total Support Services - Instructional Staff	2200		10,290							10,290
237	Support Services - General Administration										
238	Board of Education Services	2310									0
239	Executive Administration Services	2320		9,271							9,271
240	Special Area Administrative Services	2330									0
241	Claims Paid from Self Insurance Fund	2361									0
242	Workers' Compensation or Workers' Occupation Disease Acts Payments	2362									0
243	Unemployment Insurance Payments	2363									0
244	Insurance Payments (regular or self-insurance)	2364									0
245	Risk Management and Claims Services Payments	2365									0
246	Judgment and Settlements	2366									0
247	Educational, Inspectional, Supervisory Services Related to Loss Prevention or Reduction	2367		241							241
248	Reciprocal Insurance Payments	2368									0
249	Legal Service	2369									0
250	Total Support Services - General Administration	2300		9,512							9,512
251	Support Services - School Administration										
252	Office of the Principal Services	2410		9,923							9,923
253	Other Support Services - School Administration (Describe & Itemize)	2490									0
254	Total Support Services - School Administration	2400		9,923							9,923
255	Support Services - Business										
256	Direction of Business Support Services	2510									0
257	Fiscal Services	2520		16,070							16,070
258	Facilities Acquisition & Construction Services	2530									0
259	Operation & Maintenance of Plant Service	2540		77,935							77,935
260	Pupil Transportation Services	2550		234							234
261	Food Services	2560									0
262	Internal Services	2570									0
263	Total Support Services - Business	2500		94,239							94,239

1	A	B	C	D	E	F	G	H	I	J	K
2	Description	Func #	(100) Salaries	(200) Employee Benefits	(300) Purchased Services	(400) Supplies & Materials	(500) Capital Outlay	(600) Other Objects	(700) Non-Capitalized Equipment	(800) Termination Benefits	(900) Total
264	Support Services - Central										
265	Direction of Central Support Services	2610									0
266	Planning, Research, Development & Evaluation Services	2620									0
267	Information Services	2630									0
268	Staff Services	2640									0
269	Data Processing Services	2660									0
270	Total Support Services - Central	2600		0							0
271	Other Support Services (Describe & Itemize)	2900									0
272	Total Support Services	2000		148,196							148,196
273	COMMUNITY SERVICES (MR/SS)	3000									0
274	PAYMENTS TO OTHER DISTRICTS & GOVT UNITS (MR/SS)										
275	Payments for Special Education Programs	4120									0
276	Payments for CTE Programs	4140									0
277	Total Payments to Other Districts & Govt Units	4000		0							0
278	DEBT SERVICE (MR/SS)										
279	Debt Service - Interest on Short-Term Debt										
280	Tax Anticipation Warrants	5110									0
281	Tax Anticipation Notes	5120									0
282	Corporate Personal Prop Repl Tax Anticipation Notes	5130									0
283	State Aid Anticipation Certificates	5140									0
284	Other (Describe & Itemize)	5150									0
285	Total Debt Service	5000						0			0
286	PROVISION FOR CONTINGENCIES (MR/SS)	6000									0
287	Total Direct Disbursements/Expenditures			285,522				0			285,522
288	Excess (Deficiency) of Receipts/Revenues Over Disbursements/Expenditures										(62,927)
289											
290	60 - CAPITAL PROJECTS (CP)										
291	SUPPORT SERVICES (CP)										
292	Support Services - Business										
293	Facilities Acquisition & Construction Services	2530					233,892				233,892
294	Other Support Services (Describe & Itemize)	2900									0
295	Total Support Services	2000	0	0	0	0	233,892	0	0		233,892
296	PAYMENTS TO OTHER DISTRICTS & GOVT UNITS (CP)										
297	Payments to Other Govt Units (In-State)										
298	Payments to Other Govt Units (In-State)	4100									0
299	Payment for Special Education Programs	4120									0
300	Payment for CTE Programs	4140									0
301	Other Payments to In-State Governmental Units (Describe & Itemize)	4190									0
302	Total Payments to Other Districts & Govt Units	4000			0			0			0
303	PROVISION FOR CONTINGENCIES (CP)	6000									0
304	Total Direct Disbursements/Expenditures		0	0	0	0	233,892	0	0		233,892
305	Excess (Deficiency) of Receipts/Revenues Over Disbursements/Expenditures										(143,875)
306											
307	70 WORKING CASH FUND (WC)										
308											
309	80 - TORT FUND (TF)										
310	SUPPORT SERVICES - GENERAL ADMINISTRATION										
311	Claims Paid from Self Insurance Fund	2361									0
312	Workers' Compensation or Workers' Occupational Disease Act Payments	2362			74,281						74,281
313	Unemployment Insurance Payments	2363									0
314	Insurance Payments (regular or self-insurance)	2364			69,897						69,897
315	Risk Management and Claims Services Payments	2365									0
316	Judgment and Settlements	2366									0
317	Educational, Inspectional, Supervisory Services Related to Loss Prevention or Reduction	2367	384,000		45,000						429,000
318	Reciprocal Insurance Payments	2368									0
319	Legal Service	2369			24,000						24,000

1	A	B	C	D	E	F	G	H	I	J	K
2	Description	Func #	(100) Salaries	(200) Employee Benefits	(300) Purchased Services	(400) Supplies & Materials	(500) Capital Outlay	(600) Other Objects	(700) Non-Capitalized Equipment	(800) Termination Benefits	(900) Total
320	Property Insurance (Building & Grounds)	2371									0
321	Vehicle Insurance (Transportation)	2372									0
322	Total Support Services - General Administration	2000	384,000	0	213,178	0	0	0	0		597,178
323	DEBT SERVICE (TF)										
324	Debt Service - Interest on Short-Term Debt										
325	Tax Anticipation Warrants	5110									0
326	Corporate Personal Property Replacement Tax Anticipation Notes	5130									0
327	Other Interest on Short-Term Debt	5150									0
328	Total Debt Service	5000						0			0
329	PROVISION FOR CONTINGENCIES (TF)	6000									0
330	Total Direct Disbursements/Expenditures		384,000	0	213,178	0	0	0	0		597,178
331	Excess (Deficiency) of Receipts/Revenues Over Disbursements/Expenditures										(250,778)
332											
333	90 - FIRE PREVENTION & SAFETY FUND (FP&S)										
334	SUPPORT SERVICES (FP&S)										
335	Support Services - Business										
336	Facilities Acquisition & Construction Services	2530									0
337	Operation & Maintenance of Plant Service	2540									0
338	Total Support Services - Business	2500	0	0	0	0	0	0	0		0
339	Other Support Services (Describe & Itemize)	2900									0
340	Total Support Services	2000	0	0	0	0	0	0	0		0
341	PAYMENTS TO OTHER DISTRICTS & GOVT UNITS (FP&S)										
342	Other Payments to In-State Govt Units (Describe & Itemize)	4190									0
343	Total Payments to Other Districts & Govt Units (FPS)	4000						0			0
344	DEBT SERVICE (FP&S)										
345	Debt Service - Interest on Short-Term Debt										
346	Tax Anticipation Warrants	5110									0
347	Other Interest on Short-Term Debt	5150									0
348	Total Debt Service - Interest on Short-Term Debt	5100						0			0
349	Debt Service - Interest on Long-Term Debt	5200									0
350	Debt Service - Payments of Principal on Long-Term Debt ¹⁵ (Lease/Purchase Principal Retired)	5300									0
351	Total Debt Service	5000						0			0
352	PROVISIONS FOR CONTINGENCIES (FP&S)	6000									0
353	Total Direct Disbursements/Expenditures		0	0	0	0	0	0	0		0
354	Excess (Deficiency) of Receipts/Revenues Over Disbursements/Expenditures										0

This page is provided for detailed itemizations as requested within the body of the Report.

1. REVENUE-OTHER RESTRICTED REVENUE FR STATE-REVENUE ACCOUNT #3999 -Library Per Capita-\$700
2. REVENUE-OTHER RESTRICTED GRANTS- REVENUE ACCOUNT #4998 DHS STEP Program \$13,000 & Bridge Truancy Alt
- 3.
- 4.

Program \$62,000

	A	B	C	D	E	F
1						
2	STREATOR TOWNSHIP HIGH SCHOOL		35050040017			
3	DEFICIT BUDGET SUMMARY INFORMATION - Operating Funds Only					
4		EDUCATIONAL	OPERATIONS & MAINTENANCE	TRANSPORTATION	WORKING CASH	TOTAL
5	Direct Revenues	8,093,023	1,080,326	402,241	102,611	9,678,201
6	Direct Expenditures	8,476,505	1,123,534	561,944		10,161,983
7	Difference	(383,482)	(43,208)	(159,703)	102,611	(483,782)
8	Estimated Fund Balance - June 30, 2013	4,128,660	322,818	117,465	970,144	5,539,087
9	<p style="text-align: center;">Unbalanced budget, however, a deficit reduction plan is not required at this time.</p> <p>A deficit reduction plan is required if the local board of education adopts (or amends) the 2012-13 school district budget in which the “operating funds” listed above result in direct revenues (line 9) being less than direct expenditures (line 19) by an amount equal to or greater than one-third (1/3) of the ending fund balance (line 81).</p> <p>Note: The balance is determined using only the four funds listed above. That is, if the estimated ending fund balance is less than three times the deficit spending, the district must adopt and file with ISBE a deficit reduction plan to balance the shortfall within three years.</p> <p>The School Code, Section 17-1 (105 ILCS 5/17-1) - If the Annual Financial Report (AFR) for the applicable (budget) fiscal year reflects a deficit as defined above, then the school district shall adopt and submit a deficit reduction plan to ISBE within 30 days after acceptance of the AFR.</p> <p>The deficit reduction plan, if required, is developed using ISBE guidelines and format.</p>					
10						
11						
12						
13						
14						
15						

A		B	C	D	E	F	G	H	I	J	K	L	M	N	O	P	Q	R	S	T	U	V	W	X	Y	Z				
1		DEFICIT REDUCTION PLAN ESTIMATED BUDGET FY2012-13										ESTIMATED BUDGET FY2013-14					ESTIMATED BUDGET FY2014-15					ESTIMATED BUDGET FY2015-16					BUDGET ADDENDUM - DEFICIT REDUCTION PLAN ESTIMATED BUDGET Date of Adoption:			
2		STREA TOR TOWNSHIP HIGH SCHOOL 3509204007																				SUMMARY								
3		District Number:																				Date of Adoption:								
4																						Enter as MMDDYYYY								
5																														
6																														
7		ESTIMATED BEGINNING FUND BALANCE (Prior year Ending Fund Balance)																												
8		Receipts/Revenues																												
9		LOCAL SOURCES																												
10		FLOW THROUGH RECEIPTS/REVENUES FROM ONE DISTRICT TO ANOTHER DISTRICT																												
11		STATE SOURCES																												
12		FEDERAL SOURCES																												
13		Total Receipts/Revenues																												
14		DISBURSEMENTS/EXPENDITURES																												
15		INSTRUCTION																												
16		SUPPORT SERVICES																												
17		COMMUNITY SERVICES																												
18		PAYMENTS TO OTHER DISTRICTS & GOVT. UNITS																												
19		DEBT SERVICES																												
20		PROVISION FOR CONTINGENCIES																												
21		Total Disbursements/Expenditures																												
22		Excess of Receipts/Revenues Over/(Under) Disbursements/Expenditures																												
23		OTHER SOURCES/USES OF FUNDS																												
24		OTHER SOURCES OF FUNDS (7000)																												
25		OTHER USES OF FUNDS (8000)																												
26		TOTAL OTHER SOURCES/USES OF FUNDS																												
27		ESTIMATED ENDING FUND BALANCE																												
			4,512,142	366,026	277,168	867,533	6,022,869	4,128,660	322,818	117,465	970,144	5,539,087	4,128,660	322,818	117,465	970,144	5,539,087	4,128,660	322,818	117,465	970,144	5,539,087	4,022,869	5,539,087	5,539,087	5,539,087				
			3,873,493	1,080,326	244,765	102,611	5,301,195					0					0						0	5,301,195	0	0	0			
			0	0	0	0	0																0	0	0	0				
			3,450,775	0	157,476	0	3,578,251					0					0						0	3,578,251	0	0	0			
			798,755	0	0	0	798,755					0					0						0	798,755	0	0	0			
			8,093,023	1,080,326	402,241	102,611	9,678,201	0	0	0	0	0	0	0	0	0	0	0	0	0	0	0	9,678,201	0	0	0	0			
			6,134,637				6,134,637					0					0						0	6,134,637	0	0	0			
			2,218,172	1,123,534	561,944		3,903,650					0					0						0	3,903,650	0	0	0			
			0	0	0		0					0					0						0	0	0	0	0			
			123,696	0	0		123,696					0					0						0	123,696	0	0	0			
			0	0	0		0					0					0						0	0	0	0	0			
			0	0	0		0					0					0						0	0	0	0	0			
			8,476,505	1,123,534	561,944		10,161,983	0	0	0	0	0	0	0	0	0	0	0	0	0	0	0	10,161,983	0	0	0	0			
			(383,482)	(43,208)	(159,703)	102,611	(483,782)	0	0	0	0	0	0	0	0	0	0	0	0	0	0	0	(483,782)	0	0	0	0			
			0	0	0	0	0					0					0						0	0	0	0	0			
			0	0	0	0	0					0					0						0	0	0	0	0			
			0	0	0	0	0	0	0	0	0	0	0	0	0	0	0	0	0	0	0	0	0	0	0	0	0			
			4,128,660	322,818	117,465	970,144	5,539,087	4,128,660	322,818	117,465	970,144	5,539,087	4,128,660	322,818	117,465	970,144	5,539,087	4,128,660	322,818	117,465	970,144	5,539,087	5,539,087	5,539,087	5,539,087	5,539,087				

Deficit Reduction Plan-Background/Assumptions
Fiscal Year 2013 through Fiscal Year 2016

STREATOR TOWNSHIP HIGH SCHOOL 35050040017

Please complete the following schedule and include a brief description to identify any areas of the budget that will be impacted from one year to the next. If the deficit reduction plan relies upon new local revenues, identify contingencies for further budget reductions which will be enacted in the event those new revenues are not available. For additional information, please see:

www.isbe.net/sfms/budget/2013/budget.htm

1. Background and Narrative of Budget Reductions:

2. Assumptions Used in the Deficit Reduction Plan:

- Foundation Levels for General State Aid:

- Equal Assessed Valuation and Tax Rates:

- Employee Salaries and Benefits:

- Short and Long Term Borrowing:

- Educational Impact:

- Other Assumptions:

- Has the district considered shared services or outsourcing (Ex: Transportation, Insurance) If yes please explain:

ESTIMATED LIMITATION OF ADMINISTRATIVE COSTS

(For Local Use Only)

This is an estimated Limitation of Administrative Costs Worksheet only and will not be accepted for Official Submission of the Limitation of Administrative Costs Worksheet.

The worksheet is intended for use during the budgeting process to estimate the district's percent increase of FY2013 budgeted expenditures over FY2012 actual expenditures. Budget information is copied to this page. Insert the prior year estimated actual expenditures to compute the estimated percentage increase (decrease).

The official Limitation of Administrative Costs Worksheet is attached to the end of the Annual Financial Report (ISBE Form 50-35) and may be submitted in conjunction with that report.

An official Limitation of Administrative Costs Worksheet can also be found on the ISBE website at:

[Limitation of Administrative Costs](#)

ESTIMATED LIMITATION OF ADMINISTRATIVE COSTS WORKSHEET (Section 17-1.5 of the School Code)

School District Name: STREATOR TOWNSHIP HIGH SCHOOL

RCDT Number: 35-050-0400-17

Description	Funct. No.	Estimated Actual Expenditures, Fiscal Year 2012			Budgeted Expenditures, Fiscal Year 2013		
		(10) Educational	(20) Operations & Maintenance	Total	(10) Educational	(20) Operations & Maintenance	Total
1. Executive Administration Services	2320	206,554		206,554	176,096		176,096
2. Special Area Administration Services	2330	16,942		16,942	13,787		13,787
3. Other Support Services - School Administration	2490	0		0	0		0
4. Direction of Business Support Services	2510	0		0	0	0	0
5. Internal Services	2570	0		0	0		0
6. Direction of Central Support Services	2610	0		0	0		0
7. Deduct - Early Retirement or Other Pension Obligations Included Above				0			0
8. Totals		223,496	0	223,496	189,883	0	189,883
9. Estimated Percent Increase (Decrease) for FY2013 (Budgeted) over FY2012 (Actual)							-15%

Reference Description

- 1 Each fund balance should correspond to the fund balance reflected on the books as of June 30th - Balance Sheet Accounts #720 and #730 (audit figures, if available).
- 2 Accounting and Financial Reporting for Certain Grants and Other Financial Assistance. The "On-Behalf" Payments should only be reflected on this page (Budget Summary, Lines 10 and 20).
- 3 Requires the secretary of the school board to notify the county clerk (within 30 days of the transfer approval) to abate an equal amount of taxes to be next extended. See Sec. 10-22.14 & 17-2.11.
- 3a Requires notification to the county clerk to abate an equal amount from taxes next extended. See section 10-22.14
- 4 Principal on Bonds Sold:
 - (1) Funding Bonds are to be entered in the fund or funds in which the liability occurs.
 - (2) Refunding Bonds can be entered in the Debt Services Fund only.
 - (3) Building Bonds can be entered in the Capital Projects Fund only.
 - (4) Fire Prevention and Safety Bonds can be entered in the Fire Prevention & Safety Fund only.
- 5 The proceeds from the sale of school sites, buildings, or other real estate shall be used first to pay the principal and interest on any outstanding bonds on the property being sold, and after all such bonds have been retired, the remaining proceeds from the sale next shall be used by the school board to meet any urgent district needs as determined under Sections 2-3.12 and 17-2.11 of the School Code. Once these issues have been addressed, any remaining proceeds may be used for any other authorized purpose and for deposit into any district fund.
- 6 The School Code, Section 10-22.44 prohibits the transfer of interest earned on the investment of "any funds for purposes of Illinois Municipal Retirement under the Pension Code." This prohibition does not include funds for Social Security and Medicare-only purposes. For additional requirements on interest earnings, see 23 Illinois Administrative Code, Part 100, Section 100.50.
- 7 Cash plus investments must be greater than or equal to zero.
- 8 For cash basis budgets, this total will equal the Budget Summary - Total Direct Receipts/Revenues (Line 9) plus Total Other Sources of Funds (Line 46).
- 9 For cash basis budgets, this total will equal the Budget Summary - Total Direct Disbursements/Expenditures (Line 19) plus Total Other Uses of Funds (Line 79).
- 10 Working Cash Fund loans may be made to any district fund for which taxes are levied (Section 20-6 of the School Code).
- 11 Include revenue accounts 1110 through 1115, 1117, 1118 & 1120.
- 12 The School Code Section 17-2.2c. Tax for leasing educational facilities or computer technology or both, and for temporary relocation expense purposes.
- 13 Corporate personal property replacement tax revenue must be first applied to the Municipal Retirement/Social Security Fund to replace tax revenue lost due to the abolition of the corporate personal property tax (30 ILCS 115/12). This provision does not apply to taxes levied for Medicare-Only purposes.
- 14 Only tuition payments made to private facilities. See Functions 4200 or 4400 for estimated public facility disbursements/expenditures.
- 15 Payment towards the retirement of lease/purchase agreements or bonded/other indebtedness (principal only) otherwise reported within the fund - e.g.: alternate revenue bonds. (Describe & Itemize)
- 16 Only abolishment of Working Cash Fund must transfer its funds directly to the Educational Fund upon adoption of a resolution and at the close of the current school Year (see 105 ILCS 5/20-8 for further explanation)
Only abatement of working cash fund can transfer its funds to any fund in most need of money
(see 105 ILCS 5/20-10 for further explanation)